

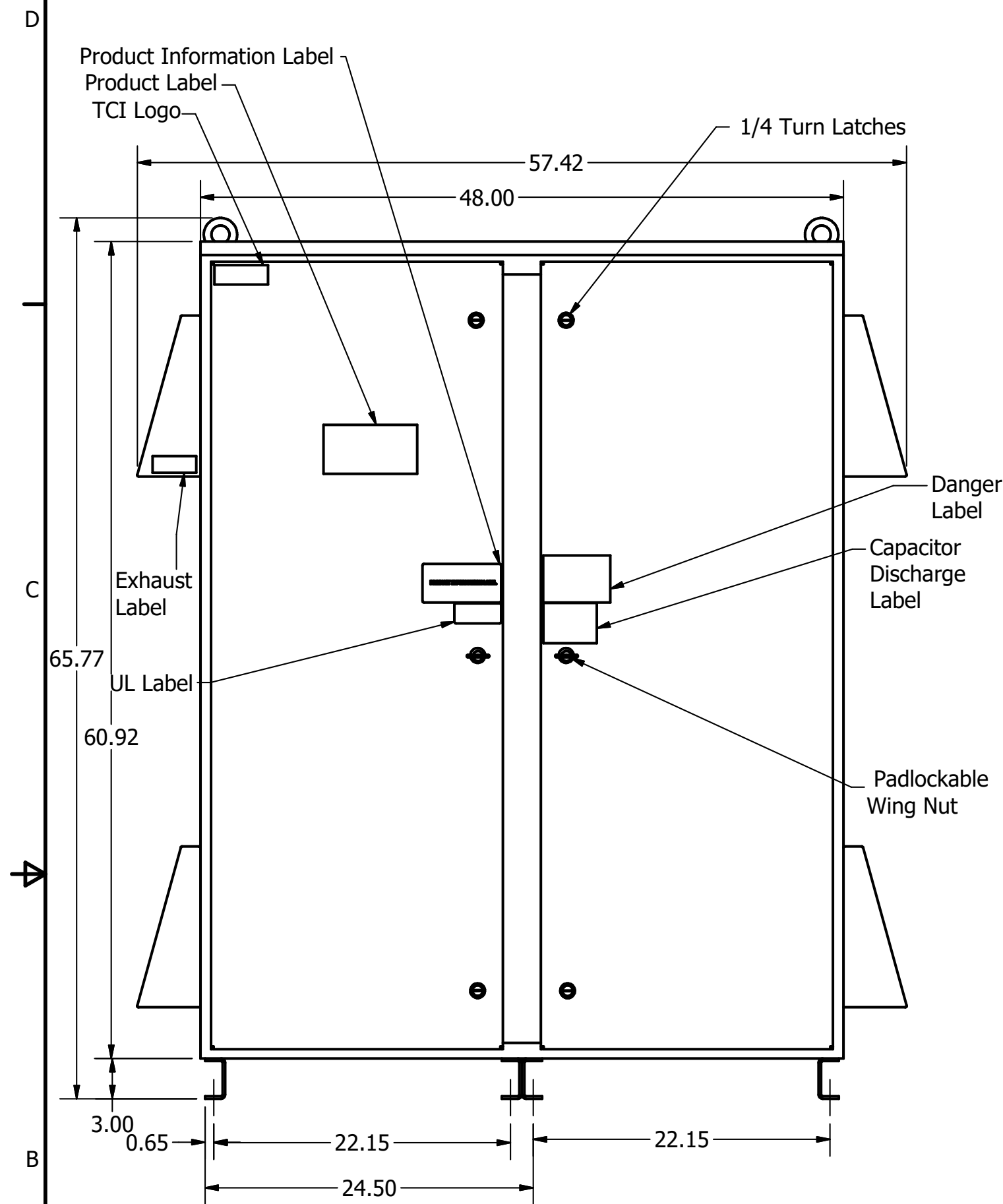
Unit Specifications					
kVar	Harmonic	Volt	HZ.	Phase	HP
75	5TH	600	60	3	500

Note: For Torque Information
See IOM Manual

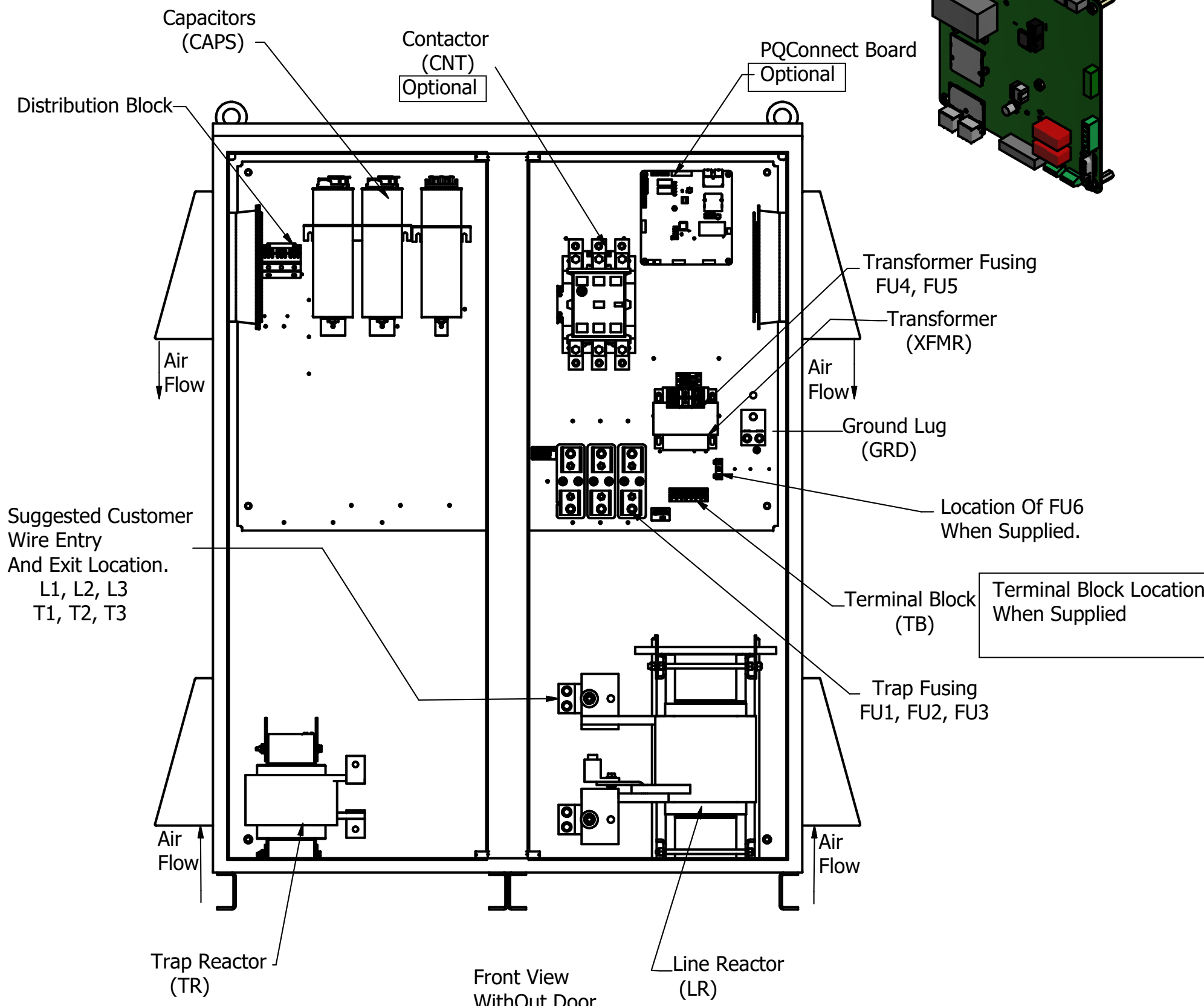
Customer Connections.
L1, L2, L3, T1, T2, T3
Wire Range: (2) 600MCM to 4AWG.

Ground Lug
Wire Range: (2) 600MCM to 4AWG.

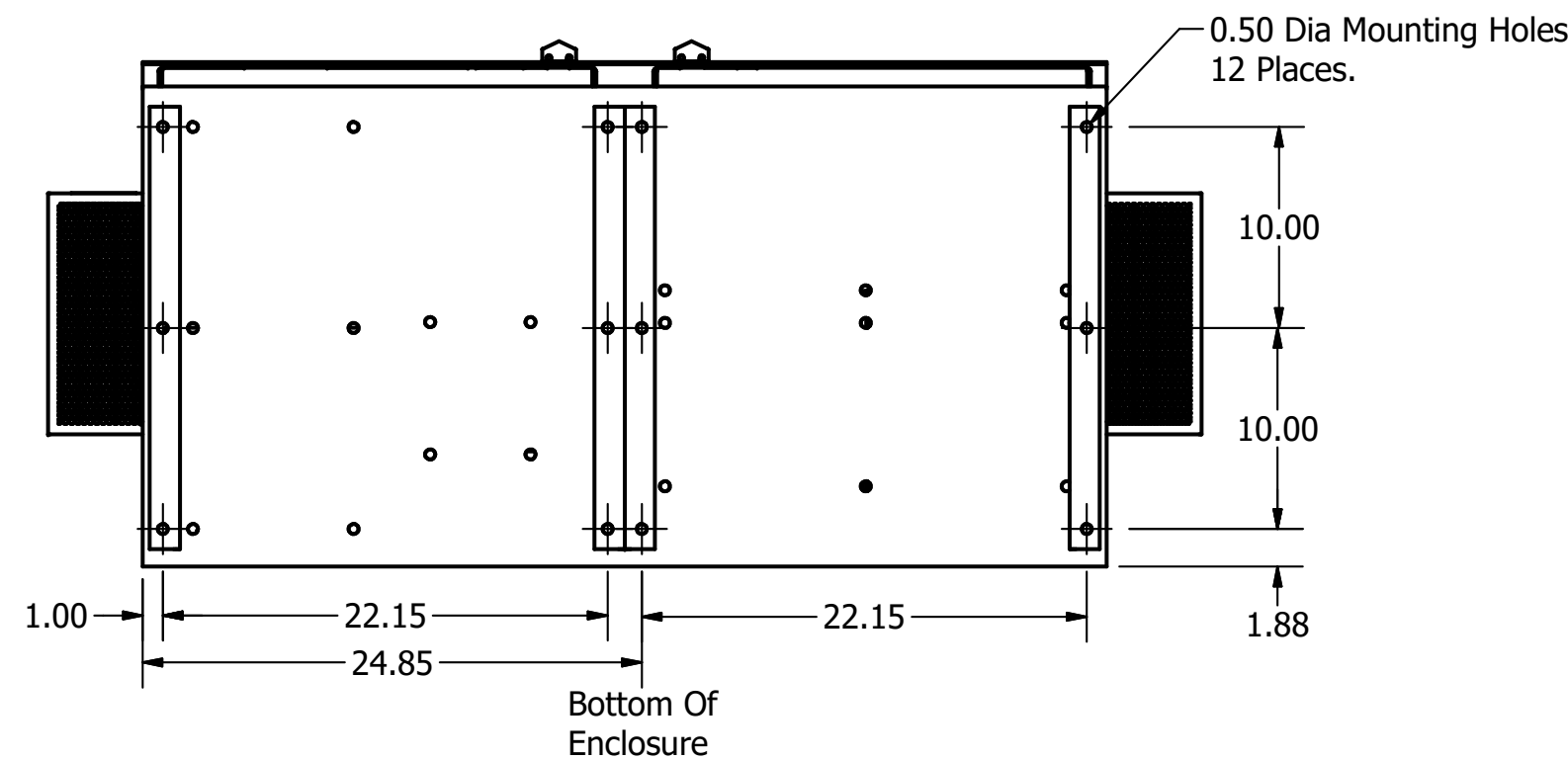
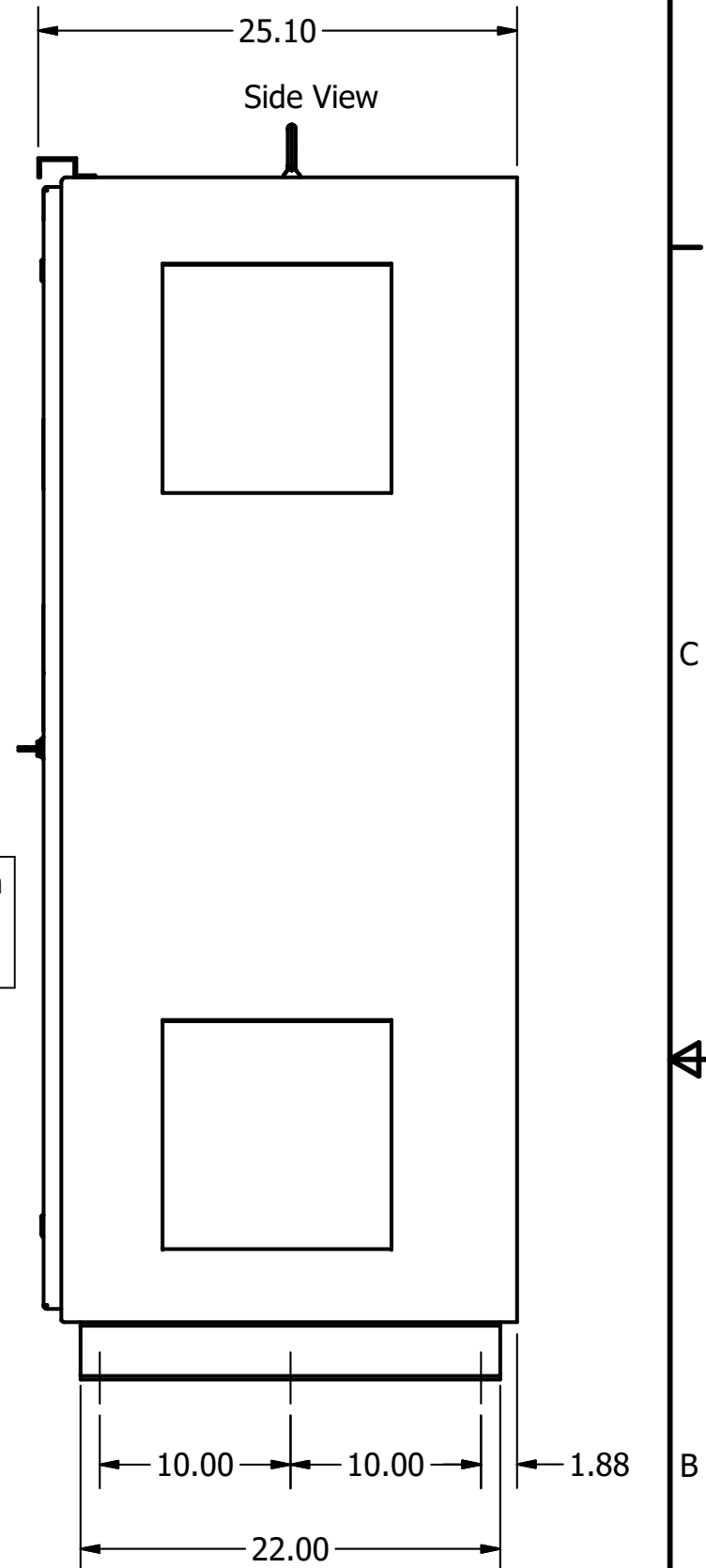
HGL Part Number	Schematic Drawing #	Approx Weight (LBS)
HGL0500CW3S0000	30807-S	885
HGL0500CW3C0000	30807-C	900
HGL0500CW3S1000	30807-PQ1	888
HGL0500CW3C1000	30807-PQ	903



Front View With Door



Front View Without Door



Bottom Of Enclosure

HGL0500CW3-----				
Components	S0000	C0000	S1000	C1000
Trap Reactor (TR)	x	x	X	X
Capacitor (Cap)	x	x	X	X
Trap Fusing, FU1, FU2, FU3	x	x	X	X
Contactor (CNT)		x		X
Transformer (XFMR)	x	x	X	X
XFMR Fusing, FU4, FU5	x	x	X	X
PQConnect Board			X	X

Customer Is Responsible For Installation to Meet All National And Local Electrical Codes.

NOTE: USE ONLY HUBS OR FITTINGS THAT COMPLY WITH UL514B FOR TYPE 3R ENCLOSURES

Material(s) Shall be RoHS Compliant

TCI, LLC CLAIMS PROPRIETARY RIGHTS IN THE MATERIAL HEREIN DISCLOSED. IT IS SUPPLIED WITHOUT PREJUDICE TO ANY PATENT RIGHTS OF TCI AND MAY NOT BE REPRODUCED OR USED TO MANUFACTURE ANYTHING SHOWN THEREIN WITHOUT WRITTEN PERMISSION FROM TCI.	TOLERANCES (EXCEPT AS NOTED)		W132 N10611 Grant Drive Germantown, WI 53022 HarmonicGuard Low Capacitance HGL, 500HP, 600/3/60, Type 3R
	DECIMAL		
	.XX ± .25 .XXX ± .10		
	FRACTIONAL ± 1/16		
B Add PQConnect	3/28/19	DSW	DRN BY: DSW DATE: 10/9/17 107317DG
NO REVISION	DATE	BY	SCALE: 1/8 APRVD: SIZE C SHT 1 OF 1