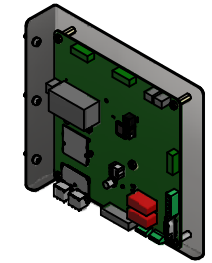
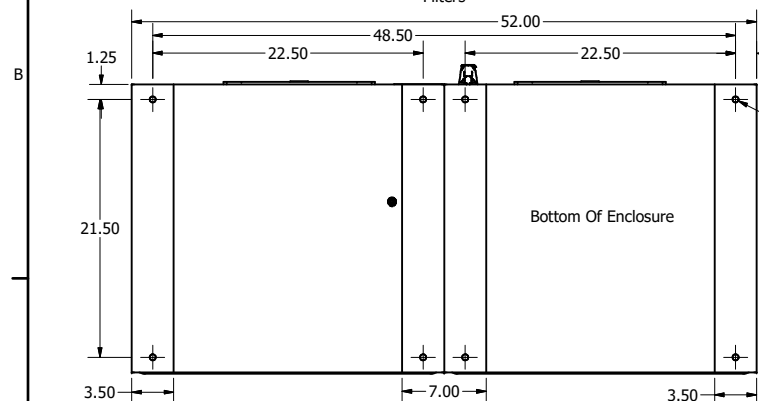
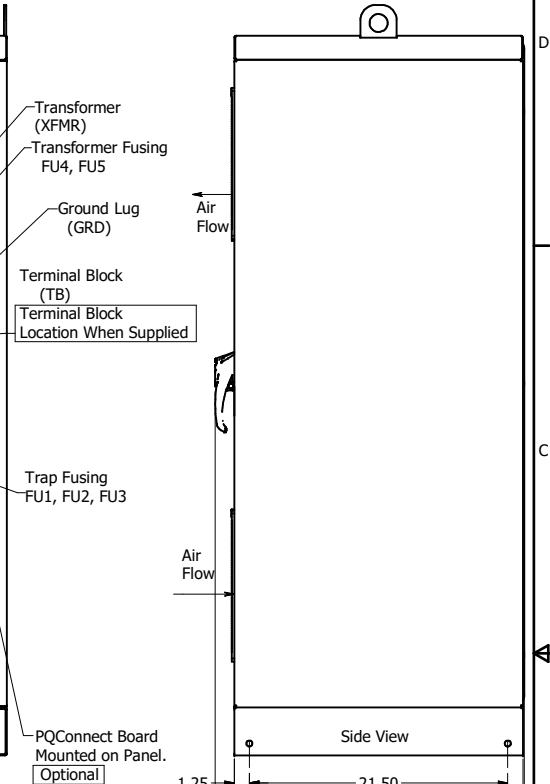
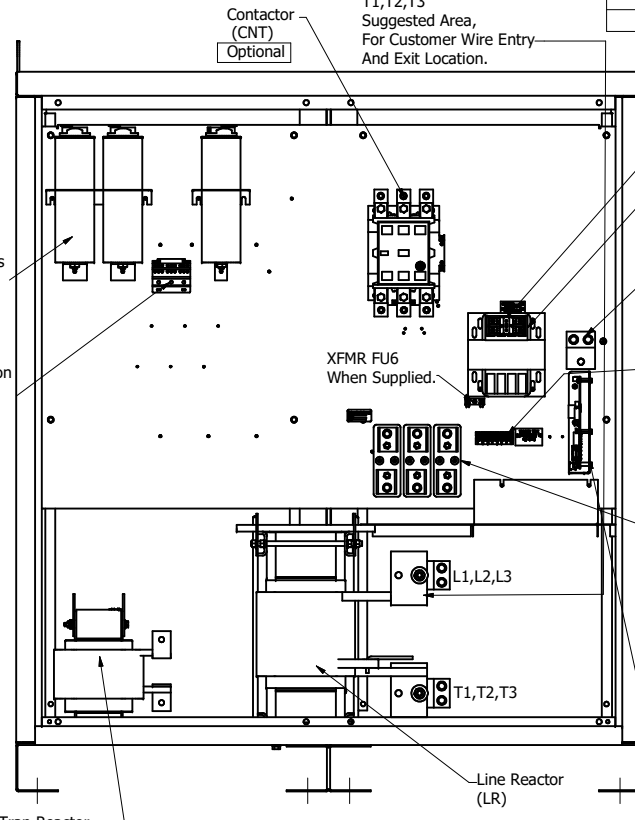
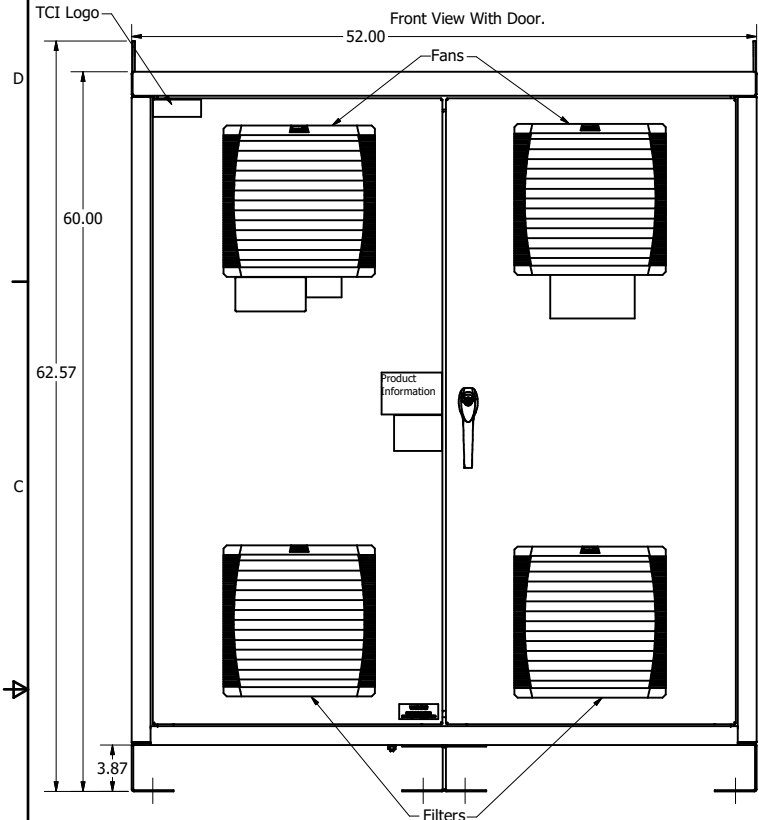


Unit Specifications					
kVar	Harmonic	Volt	HZ.	Phase	HP
75	5TH	600	60	3	500

Note: For Torque Information See IOM Manual.

Customer Connections:  
L1, L2, L3, T1, T2, T3, and  
Ground Lug.  
Wire Range- Two, 600MCM-2AWG

HGL Enclosed Type 1 Part Number	Schematic Drawing #	Approx Weight (LBS)
HGL0500CW1S0000	30807-1	1020
HGL0500CW1C0000	30807	1030
HGL0500CW1S1000	30807-PQ1	1021
HGL0500CW1C1000	30807-PQ	1031



HGL0500CW-----				
Components	1S0000	1C0000	1S1000	1C1000
Line Reactor (LR)	X	X	X	X
Trap Reactor (TR)	X	X	X	X
Capacitor (Cap)	X	X	X	X
Trap Fusing, FU1, FU2, FU3	X	X	X	X
Contactant (CNT)		X		X
Transformer (XFMR)	X	X	X	X
XFMR Fusing, FU4, FU5	X	X	X	X
PQConnect Board			X	X

TCI, LLC CLAIMS PROPRIETARY RIGHTS IN THE MATERIAL HEREIN DISCLOSED. IT IS SUPPLIED WITHOUT PREJUDICE TO ANY PATENT RIGHTS OF TCI AND MAY NOT BE REPRODUCED OR USED TO MANUFACTURE ANYTHING SHOWN THEREIN WITHOUT WRITTEN PERMISSION FROM TCI.

TOLERANCES (EXCEPT AS NOTED)			
DECIMAL			
.XX	± .25		
.XXX	± .10		
FRACTIONAL			
1/16	± 1/16		
ANGULAR			
± 1°			

Customer Is Responsible For Installation to Meet All National And Local Electrical Codes.

Material(s) Shall be RoHS Compliant

**TCI** W132 N10611 Grant Drive  
Germantown, WI 53022

HarmonicGuard Low Capacitance  
HGL, 500HP, 600/3/60, Type 1

DATE 10/9/17  
107297DG

SCALE: 1/8