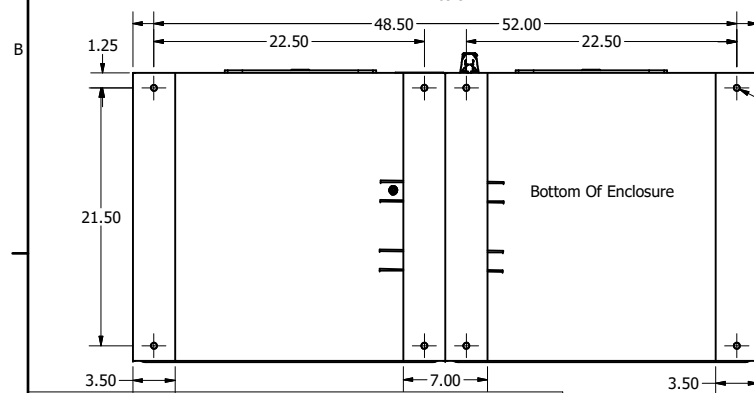
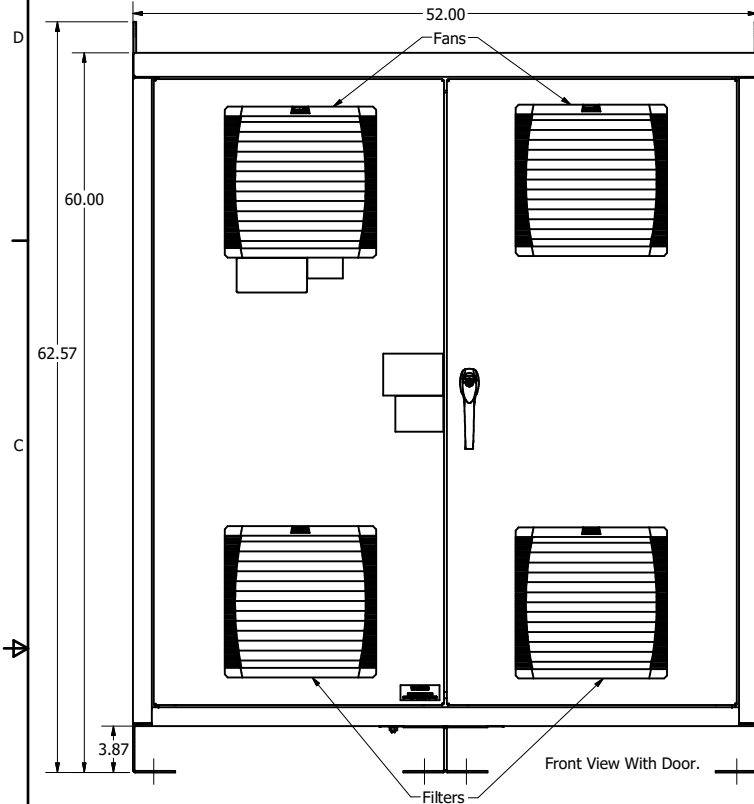


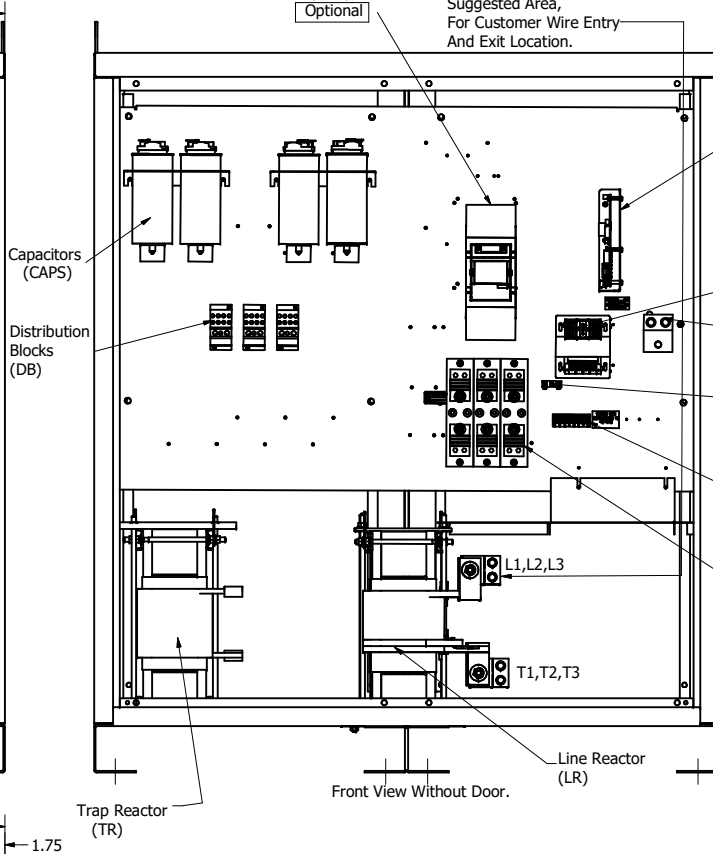
HGL Enclosed Type 1 Part Number	Schematic Drawing #	Approx Weight (LBS)
HGL0500AW1S0000	30586-1S	1015
HGL0500AW1C0000	30586-1C	1025
HGL0500AW1C*000	30586-PQ	1028

Unit Specifications					
kVar	Harmonic	Volt	HZ.	Phase	HP
75	5TH	480	60	3	500

*= Communications Option

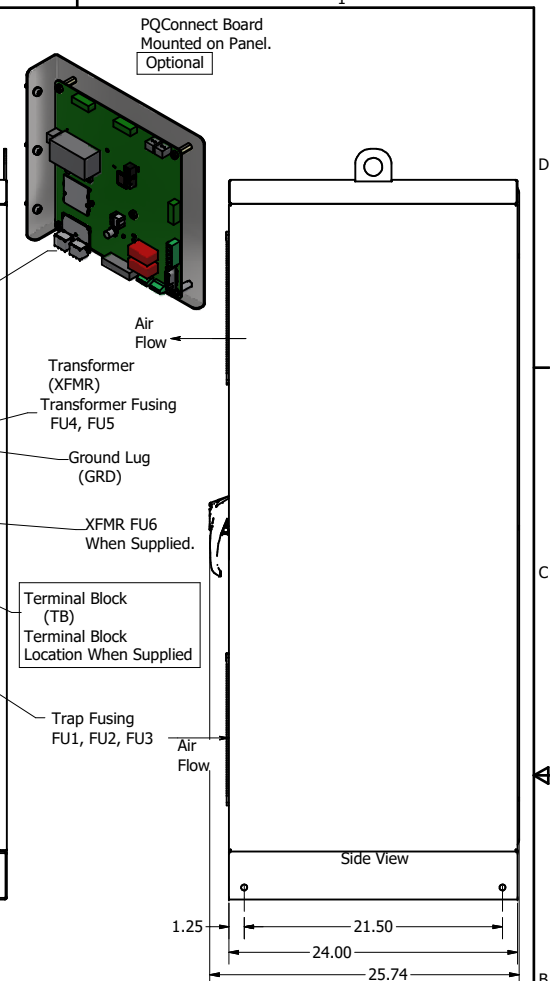


HGL0500AW----			
Components	1S0000	1C0000	1C*000
Line Reactor (LR)	X	X	X
Trap Reactor (TR)	X	X	X
Capacitor (Cap)	X	X	X
Trap Fusing, FU1, FU2, FU3	X	X	X
Contactor (CNT)		X	X
Transformer (XFMR)	X	X	X
XFMR Fusing, FU4, FU5	X	X	X
PQConnect Board			X



Customer Connections:
L1, L2, L3, T1, T2, T3, and
Ground Lug.
Wire Range- Two, 600MCM-2AWG

Note: For Torque Information
See IOM Manual.



Customer Is Responsible For Installation to
Meet All National And Local Electrical Codes.

Material(s) Shall be RoHS Compliant

THE INFORMATION AND DESIGNS CONTAINED IN THIS DRAWING ARE CONFIDENTIAL AND THE PROPRIETARY PROPERTY OF ALLIED MOTION TECHNOLOGIES INC. AND ITS SUBSIDIARIES. NEITHER THIS DESIGN NOR ANY INFORMATION CONTAINED IN THIS DRAWING MAY BE REPRODUCED OR DISCLOSED TO OTHERS WITHOUT THE EXPRESS WRITTEN CONSENT OF ALLIED MOTION TECHNOLOGIES INC. AND ITS SUBSIDIARIES.				TOLERANCES (EXCEPT AS NOTED) DECIMAL .XX ± .25 .XXX ± .10				W182N10611 (Rev. 134) GERMANTOWN, WI 53022 © 2023 TCI, LLC	
D	6329, Update title block	6/29/2023	DSW	FRACTIONAL 1/32		Harmonic Guard Low Capacitance HGL_500HP_480/3/60_Type 1			
C	6024 ADD PQ Option	8/30/22	JTL	ANGULAR ± 1°		107027DG SCALE: 1/8			
B	Add PQ Connect	3/12/19	DSW	DATE		DATE: 4/3/17 FILE:			
NO	REVISION	DATE	BY	DATE		SHEET 1 OF 1			